

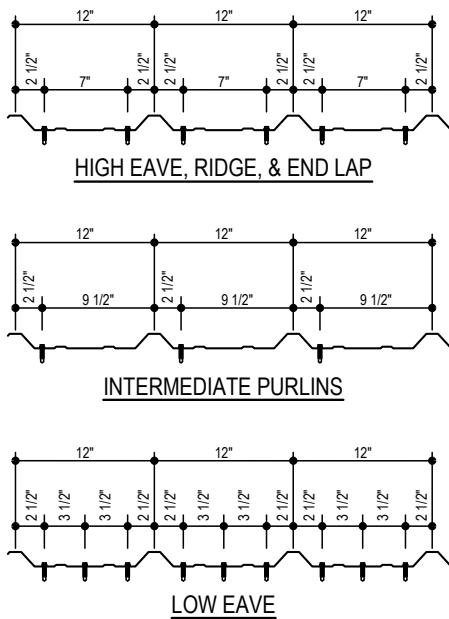
GENERAL DETAILS

DA0000-R-PANEL ROOF - GENERAL NOTES
DA0001 - STRUCTURAL FASTENER SPACING (STANDARD)
DA0002 - SIDE LAP FASTENER SPACING (STANDARD)
DA0003 - SIDE LAP FASTENER SPACING (1_3 POINTS)
DA0004 - SIDE LAP FASTENER SPACING (1_4 POINTS)
DA0005 - SIDE LAP FASTENER SPACING (1_5 POINTS)
DA0006 - SIDE LAP FASTENER SPACING (1_6 POINTS)
DA0007 - STRUCTURAL FASTENER SPACING (FM)
DA0008 - SIDE LAP FASTENER SPACING (FM)
DA0071 - PANEL ENDLAP
DA0100 - R-PANEL EXPANSION JOINT
DA0105 - TRANSVERSE EXPANSION JOINT
DA0106 - TRANSVERSE EXPANSION JOINT
DA0110 - RAKE TRIM EXP AT ROOF PANEL EXP
DA0115 - RAKE PARAPET EXPANSION JOINT
DA0140 - TIE-IN TO EXISTING R-PANEL ROOF (WITHOUT WALL PANEL)
DA0150 - TIE-IN TO EXISTING R-PANEL ROOF (WITH WALL PANEL)
DA0200 - PIPE BOOT

Download the DWG file by clicking [here](#).

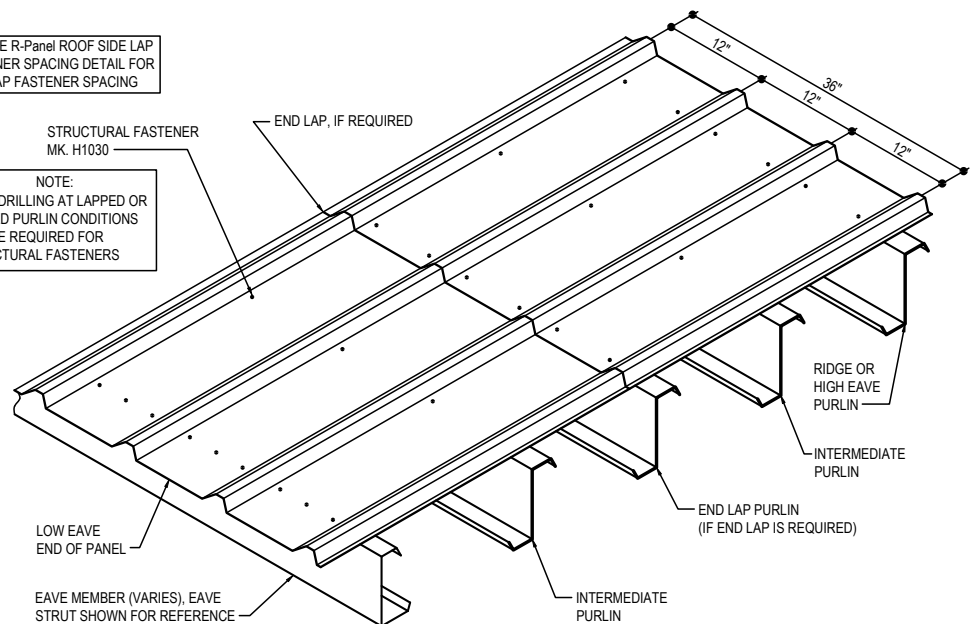
DA0001 - STRUCTURAL FASTENER SPACING (STANDARD)

[Download the DWG file by clicking here.](#)



SEE THE R-Panel ROOF SIDE LAP FASTENER SPACING DETAIL FOR SIDE LAP FASTENER SPACING

NOTE:
FIELD DRILLING AT LAPPED OR NESTED PURLIN CONDITIONS MAY BE REQUIRED FOR STRUCTURAL FASTENERS



R-Panel ROOF STRUCTURAL FASTENER SPACING (STANDARD)

FASTEN INSULATION WITH H1020 FASTENER & H2200 INSULATION WASHER 12" O.C. AT LOW SIDE AND HIGH SIDE MEMBERS. FASTEN AT AT HIGH RIB LOCATIONS.

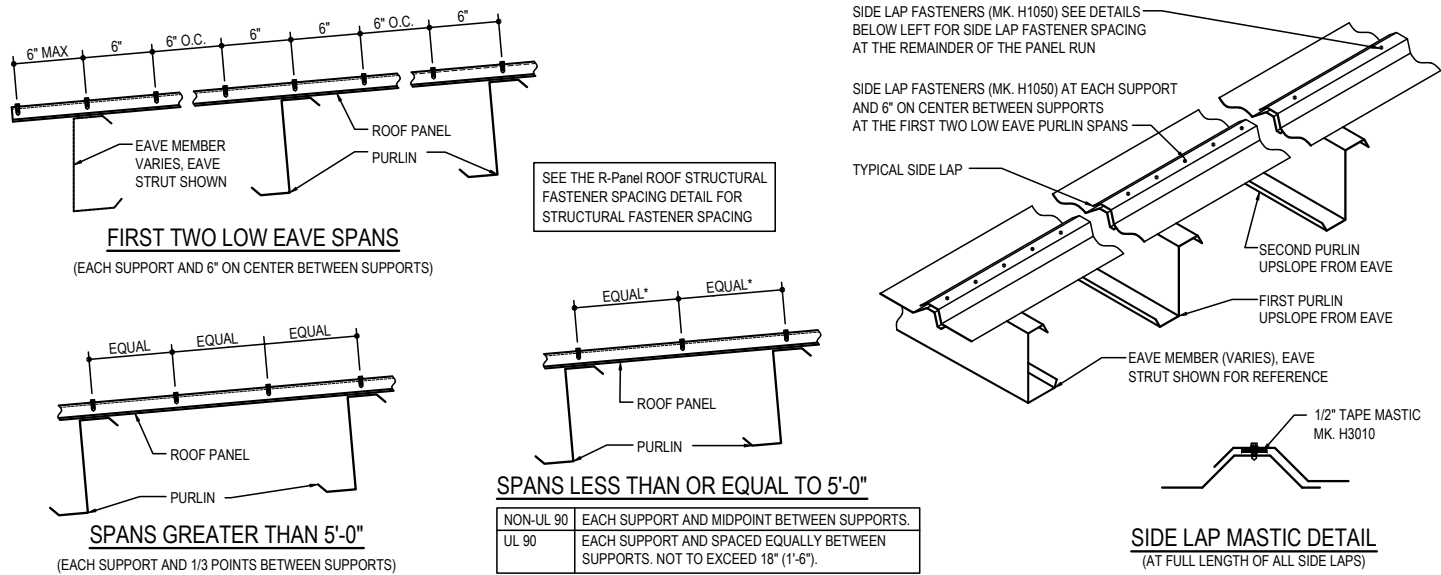
DA0001

Detailer Notes:

- 1) THIS DETAIL IS ALWAYS REQUIRED (NO FM REQUIREMENTS) (IF FM REQ'D, USE DA0007).
- 2) DETAILS DA0002 THROUGH DA0006 ARE SIDE LAP FASTENER DETAILS. IF ENGINEER DOES NOT SPECIFY SPECIAL SIDE LAP FASTENER SPACING, USE DA0002. IF SPECIAL SIDE LAP FASTENER SPACING IS REQUIRED, CHOOSE FROM DA0003 THROUGH DA0006.

DA0002 - SIDE LAP FASTENER SPACING (STANDARD)

[Download the DWG file by clicking here.](#)



R-Panel ROOF SIDE LAP FASTENER SPACING (STANDARD)

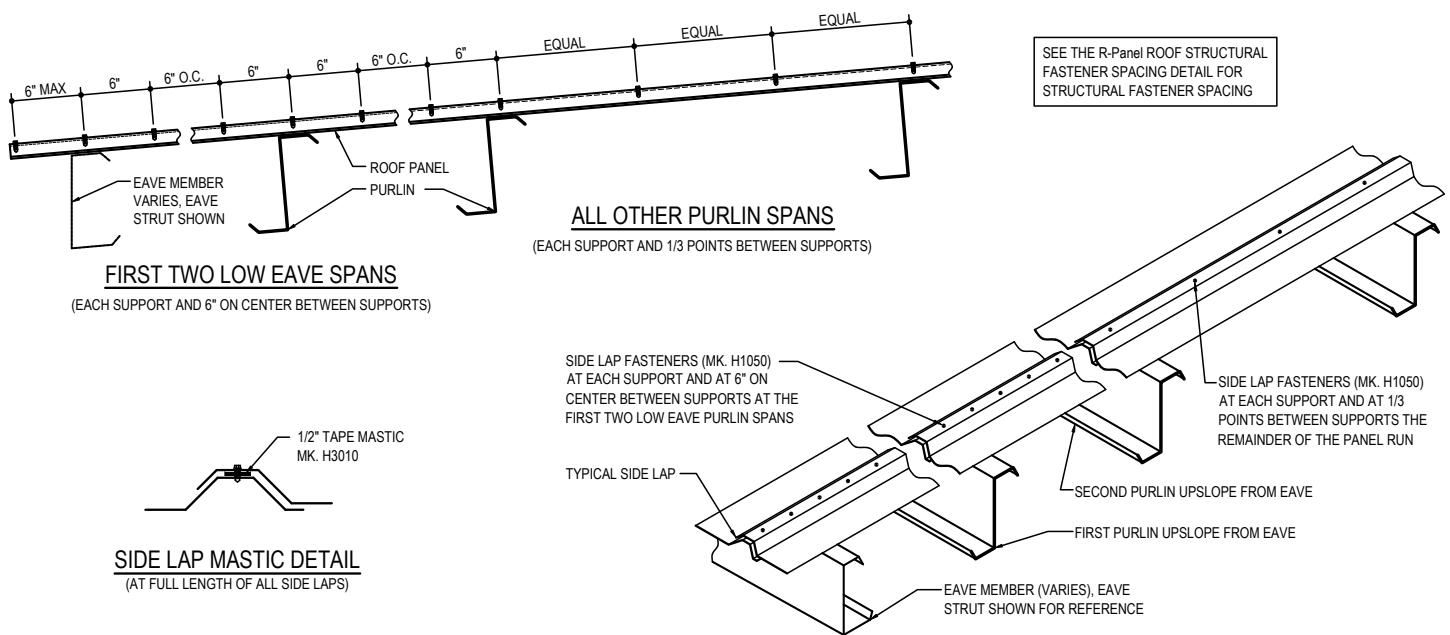
DA0002

Detailer Notes:

- 1) THIS IS THE STANDARD SIDE LAP FASTENER DETAIL.
- 2) IF THE ENGINEER DOES NOT SPECIFY SPECIAL SIDE LAP FASTENER SPACING, USE THIS DETAIL. IF SPECIAL SIDE LAP FASTENER SPACING IS REQUIRED, CHOOSE FROM DA0003 THROUGH DA0006.

DA0003 - SIDE LAP FASTENER SPACING (1/3 POINTS)

[Download the DWG file by clicking here.](#)



R-Panel ROOF SIDE LAP FASTENER SPACING (1/3 POINTS)

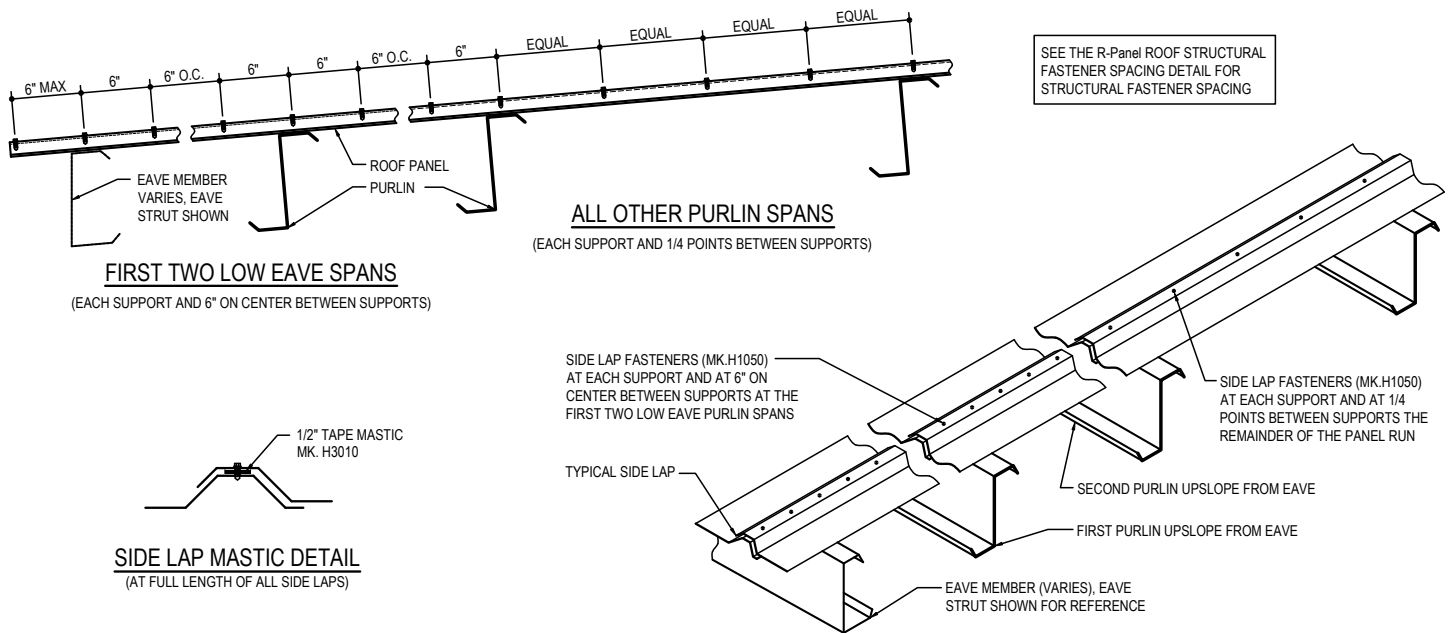
DA0003

Detailer Notes:

1) N/A

DA0004 - SIDE LAP FASTENER SPACING (1/4 POINTS)

[Download the DWG file by clicking here.](#)



R-Panel ROOF SIDE LAP FASTENER SPACING (1/4 POINTS)

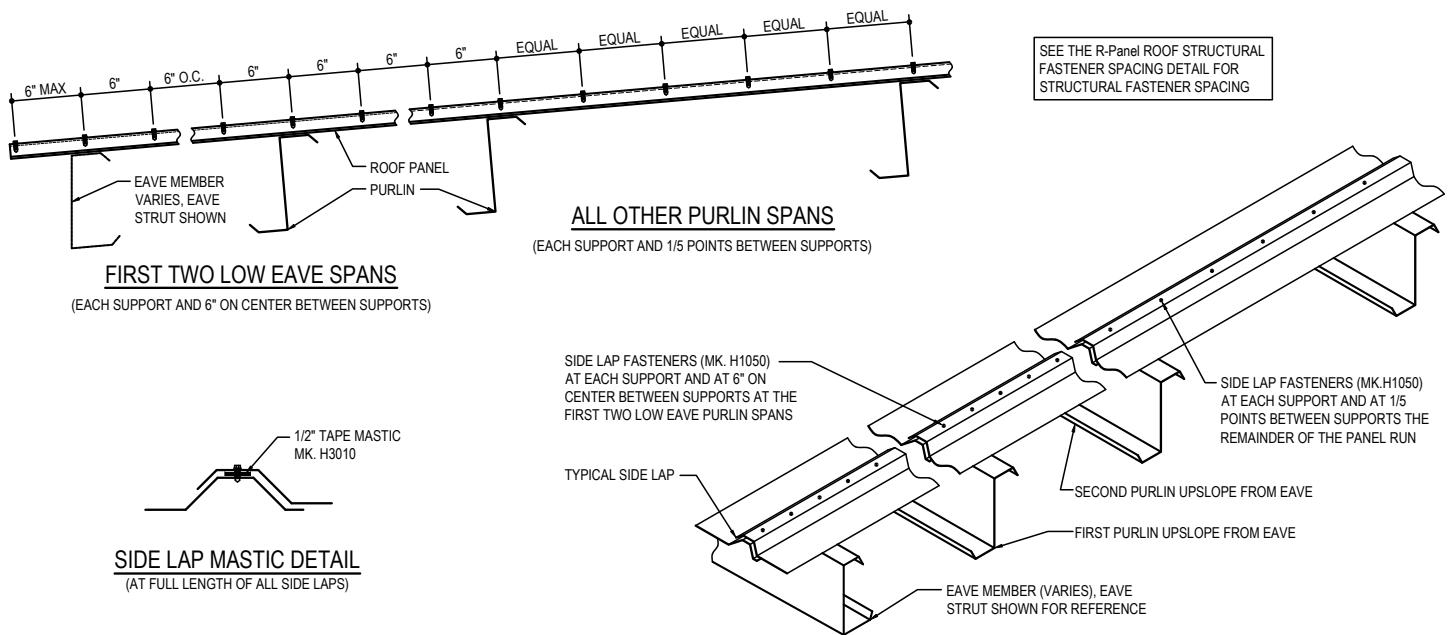
DA0004

Detailer Notes:

1) N/A

DA0005 - SIDE LAP FASTENER SPACING (1/5 POINTS)

[Download the DWG file by clicking here.](#)



R-Panel ROOF SIDE LAP FASTENER SPACING (1/5 POINTS)

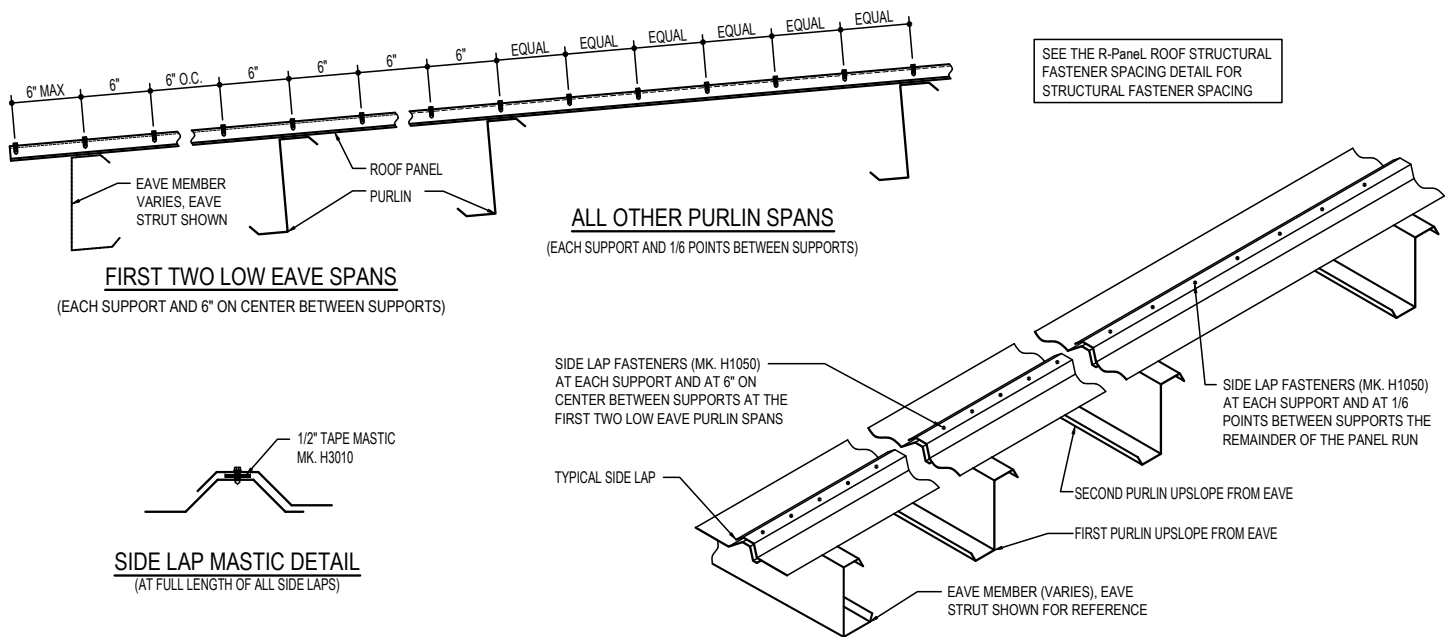
DA0005

Detailer Notes:

- 1) N/A

DA0006 - SIDE LAP FASTENER SPACING (1/6 POINTS)

[Download the DWG file by clicking here.](#)



R-Panel ROOF SIDE LAP FASTENER SPACING (1/6 POINTS)

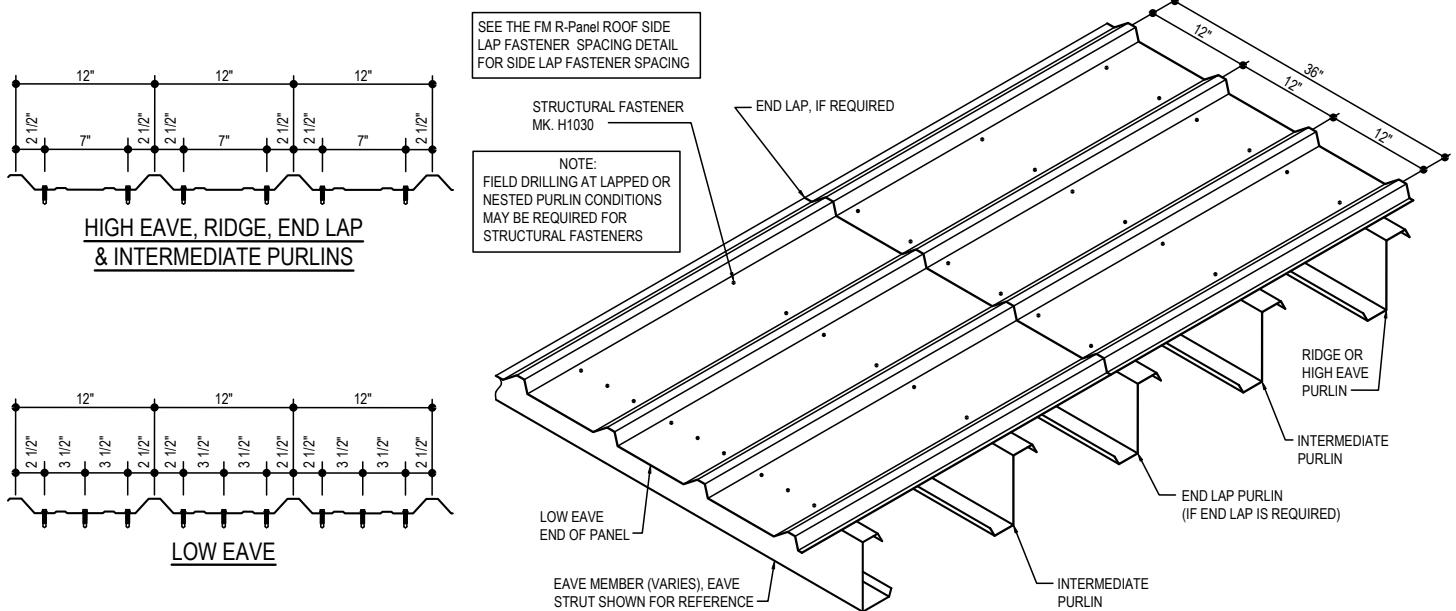
DA0006

Detailer Notes:

1) N/A

DA0007 - STRUCTURAL FASTENER SPACING (FM)

[Download the DWG file by clicking here.](#)



R-Panel ROOF STRUCTURAL FASTENER SPACING (FM)

FASTEN INSULATION WITH H1020 FASTENER & H2200 INSULATION WASHER 12" O.C. AT LOW SIDE AND HIGH SIDE MEMBERS. FASTEN AT AT HIGH RIB LOCATIONS.

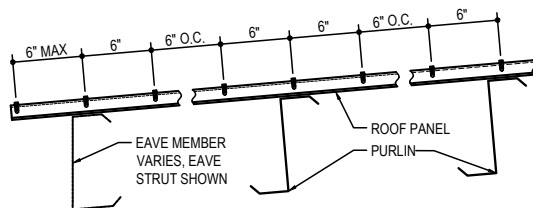
DA0007

Detailer Notes:

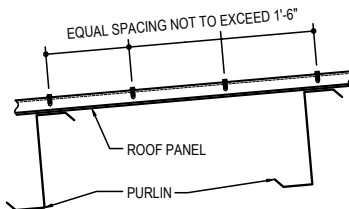
- 1) THIS DETAIL CAN ALSO BE USED FOR HIGH WIND CONDITIONS.

DA0008 - SIDE LAP FASTENER SPACING (FM)

[Download the DWG file by clicking here.](#)



FIRST TWO LOW EAVE SPANS
(EACH SUPPORT AND 6" ON CENTER BETWEEN SUPPORTS)



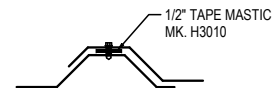
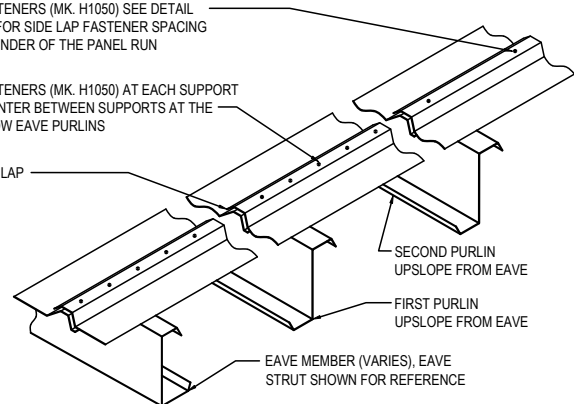
MAX. SPAN = 5'-0"

SEE THE FM R-PANEL ROOF STRUCTURAL FASTENER SPACING DETAIL FOR STRUCTURAL FASTENER SPACING

SIDE LAP FASTENERS (MK. H1050) SEE DETAIL BELOW LEFT FOR SIDE LAP FASTENER SPACING AT THE REMAINDER OF THE PANEL RUN

SIDE LAP FASTENERS (MK. H1050) AT EACH SUPPORT AND 6" ON CENTER BETWEEN SUPPORTS AT THE FIRST TWO LOW EAVE PURLINS

TYPICAL SIDE LAP



SIDE LAP MASTIC DETAIL
(AT FULL LENGTH OF ALL SIDE LAPS)

R-Panel ROOF SIDE LAP FASTENER SPACING (FM)

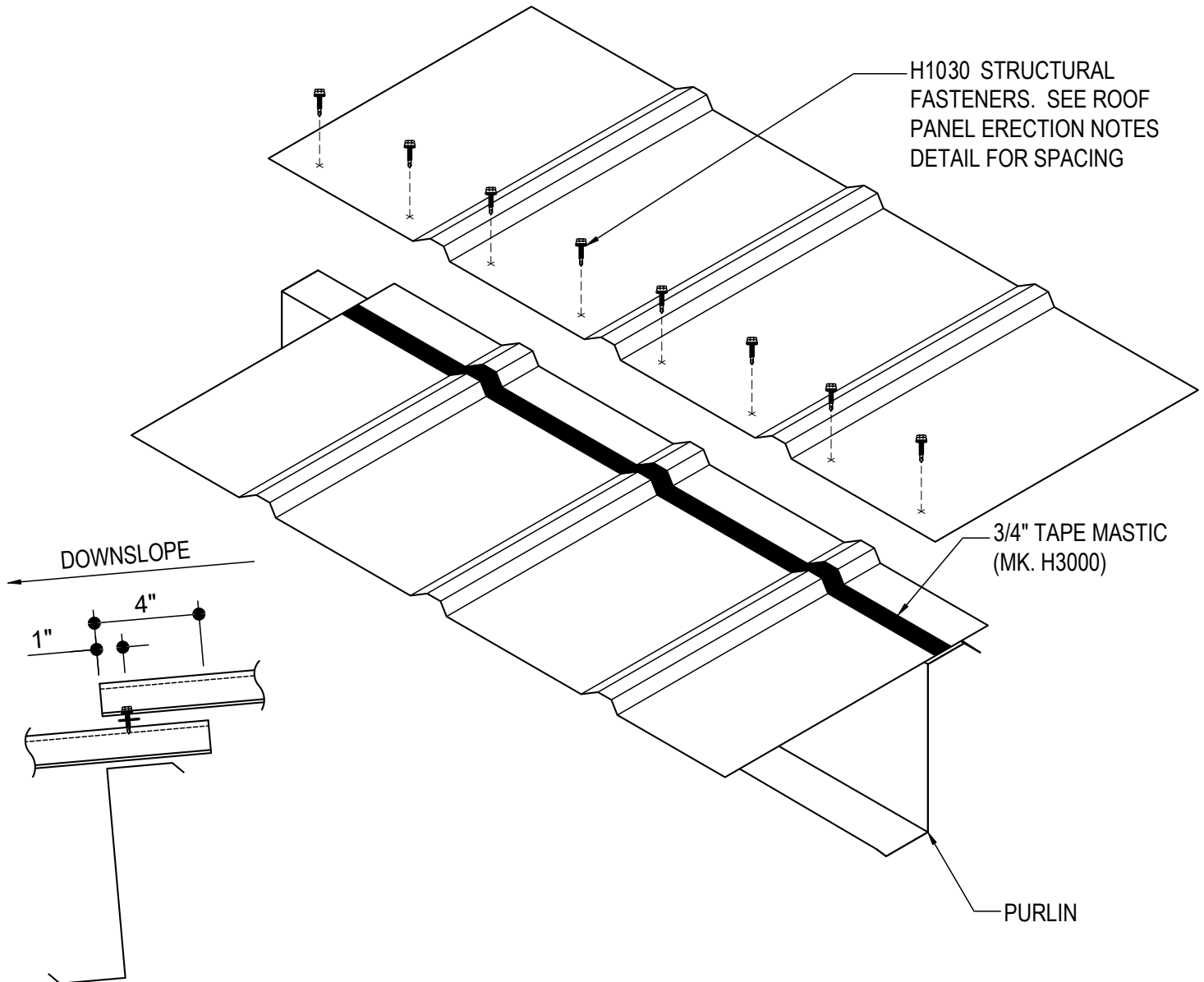
DA0008

Detailer Notes:

1) N/A

DA0071 - PANEL ENDLAP

[Download the DWG file by clicking here.](#)



PANEL ENDLAP

R-PANEL ROOF

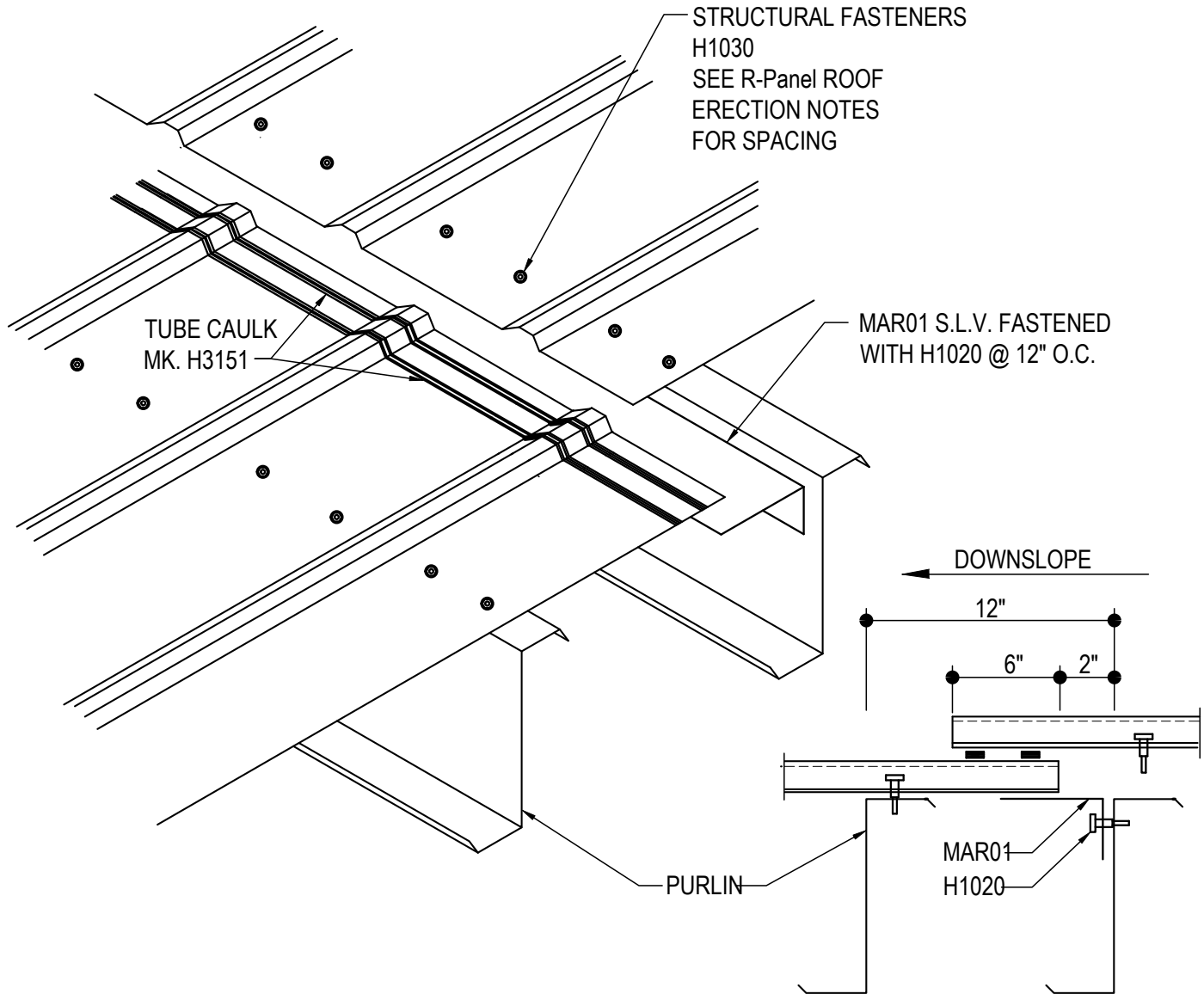
DA0071

Detailer Notes:

1) N/A

DA0100 - R-PANEL EXPANSION JOINT

[Download the DWG file by clicking here.](#)



R-Panel EXPANSION JOINT

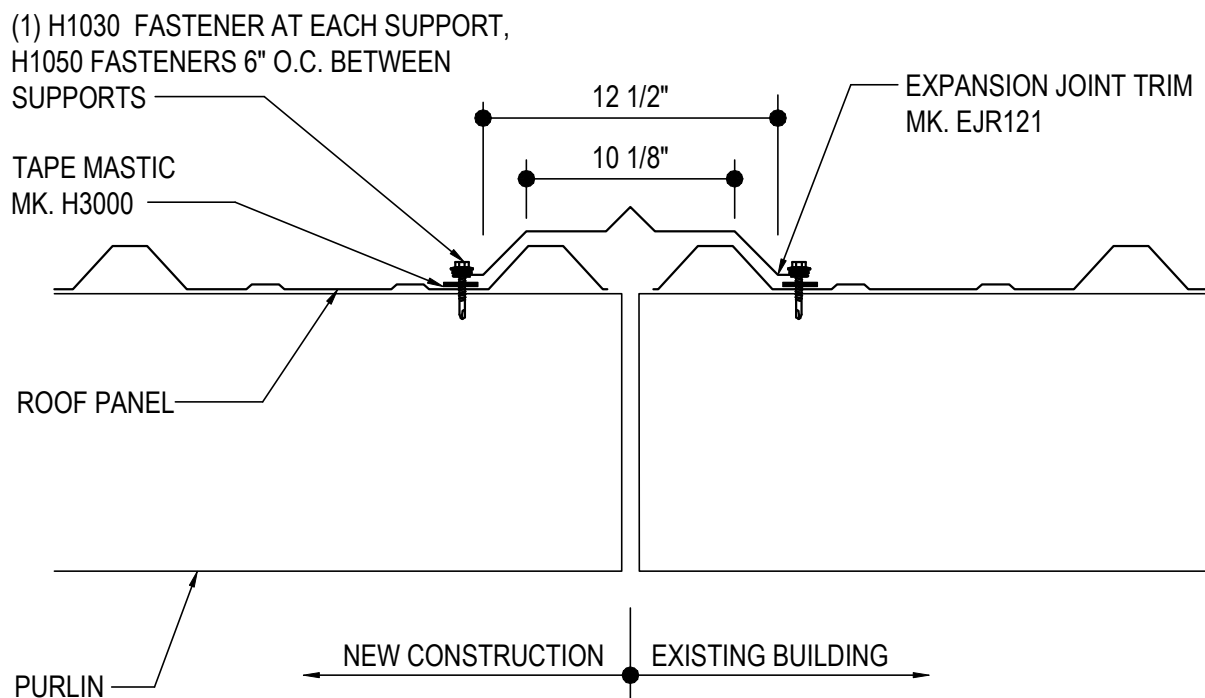
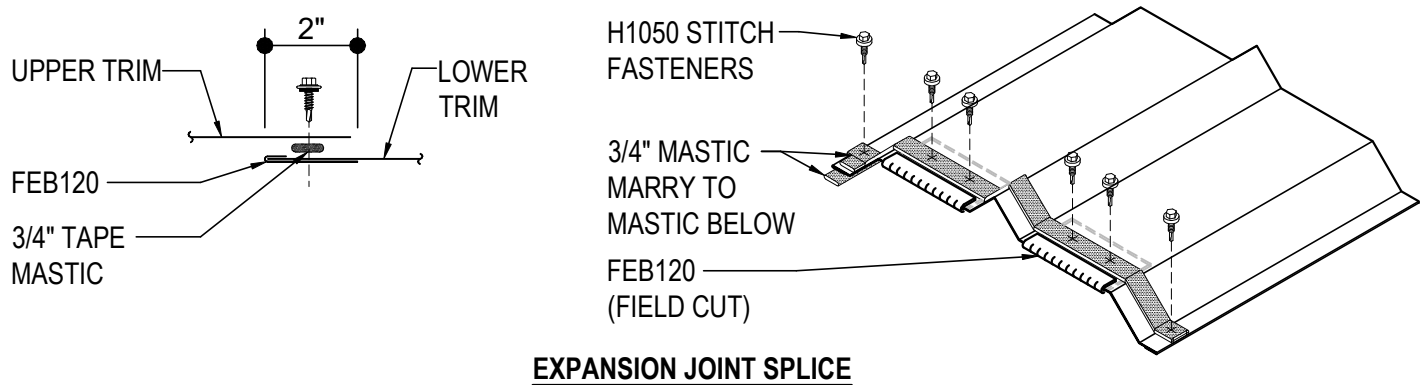
DA0100

Detailer Notes:

- 1) YOU WILL ALSO NEED THE RAKE TRIM EXPANSION JOINT DETAIL IF YOU HAVE THE ABOVE CONDITION (SEE DETAIL DA0110).

DA0105 - TRANSVERSE EXPANSION JOINT

[Download the DWG file by clicking here.](#)



TRANSVERSE EXPANSION JOINT

R-Panel ROOF AT EXPANSION FRAME
REFER TO THE SHEETING PLAN FOR CENTERLINE OF RIB START PANEL DIMENSIONS

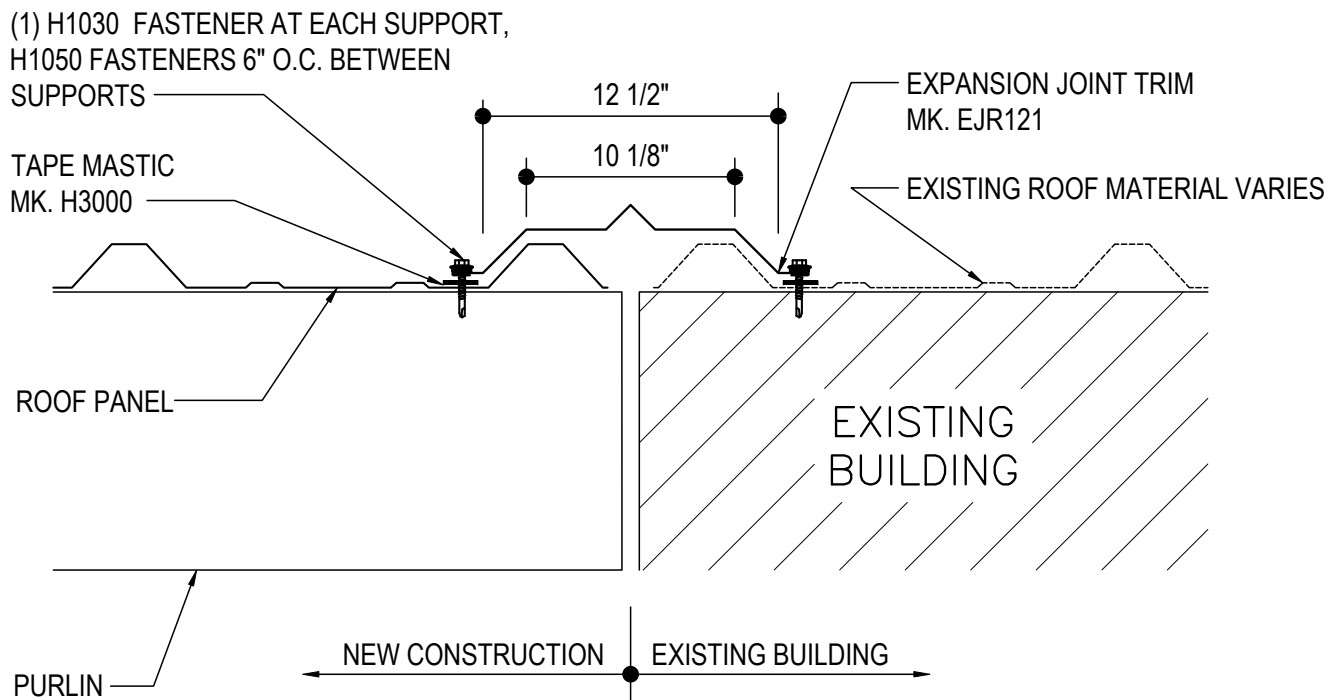
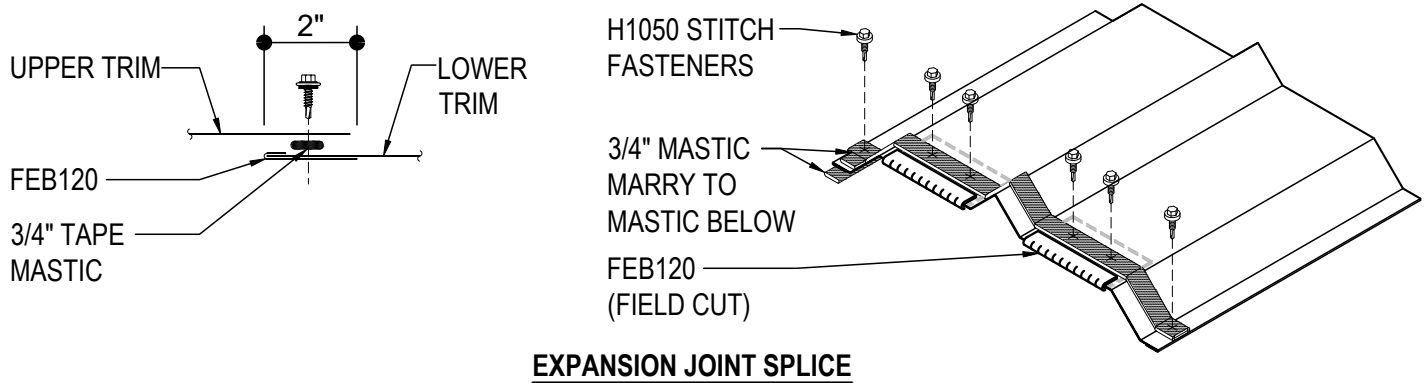
DA0105

Detailer Notes:

1) THIS DETAIL IS ONLY INTENDED TO BE USED WHEN SECONDARY FRAMING DOES NOT TIE TOGETHER OR WHEN THE SECONDARY MEMBERS ARE DESIGNED TO MOVE INDEPENDENTLY. LAY OUT PANELS AS REQUIRED TO ACCOMMODATE. PANELS CANNOT LAP TOGETHER AS SHOWN.

DA0106 - TRANSVERSE EXPANSION JOINT

[Download the DWG file by clicking here.](#)



TRANSVERSE EXPANSION JOINT

R-Panel ROOF AT EXISTING BUILDING
REFER TO THE SHEETING PLAN FOR CENTERLINE OF RIB START PANEL DIMENSIONS

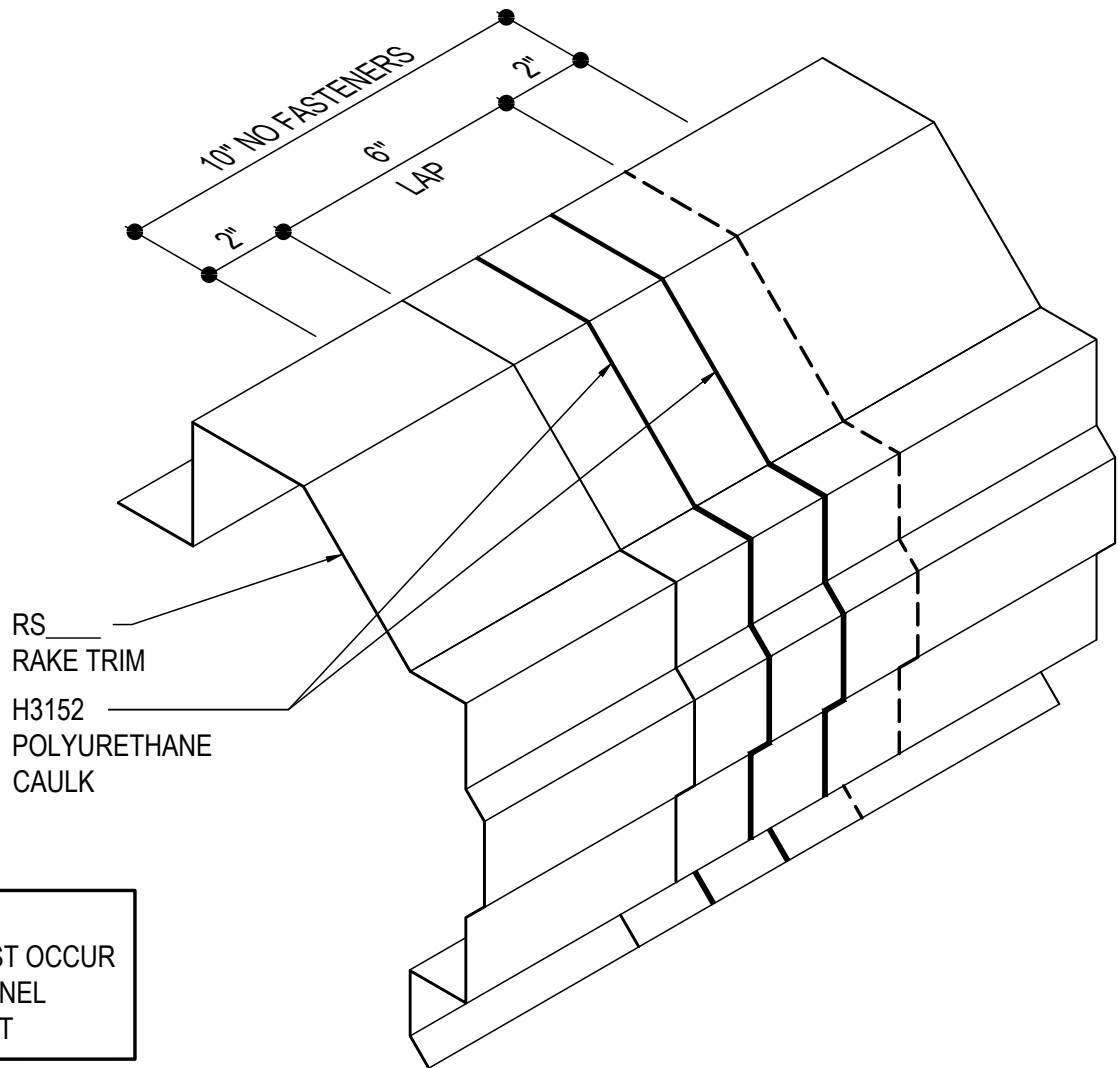
DA0106

Detailer Notes:

1) N/A

DA0110 - RAKE TRIM EXPANSION AT ROOF PANEL EXPANSION

[Download the DWG file by clicking here.](#)



ERECTOR NOTE:
THIS DETAIL MUST OCCUR
AT THE ROOF PANEL
EXPANSION JOINT

RAKE TRIM EXPANSION JOINT AT ROOF PANEL EXPANSION JOINT

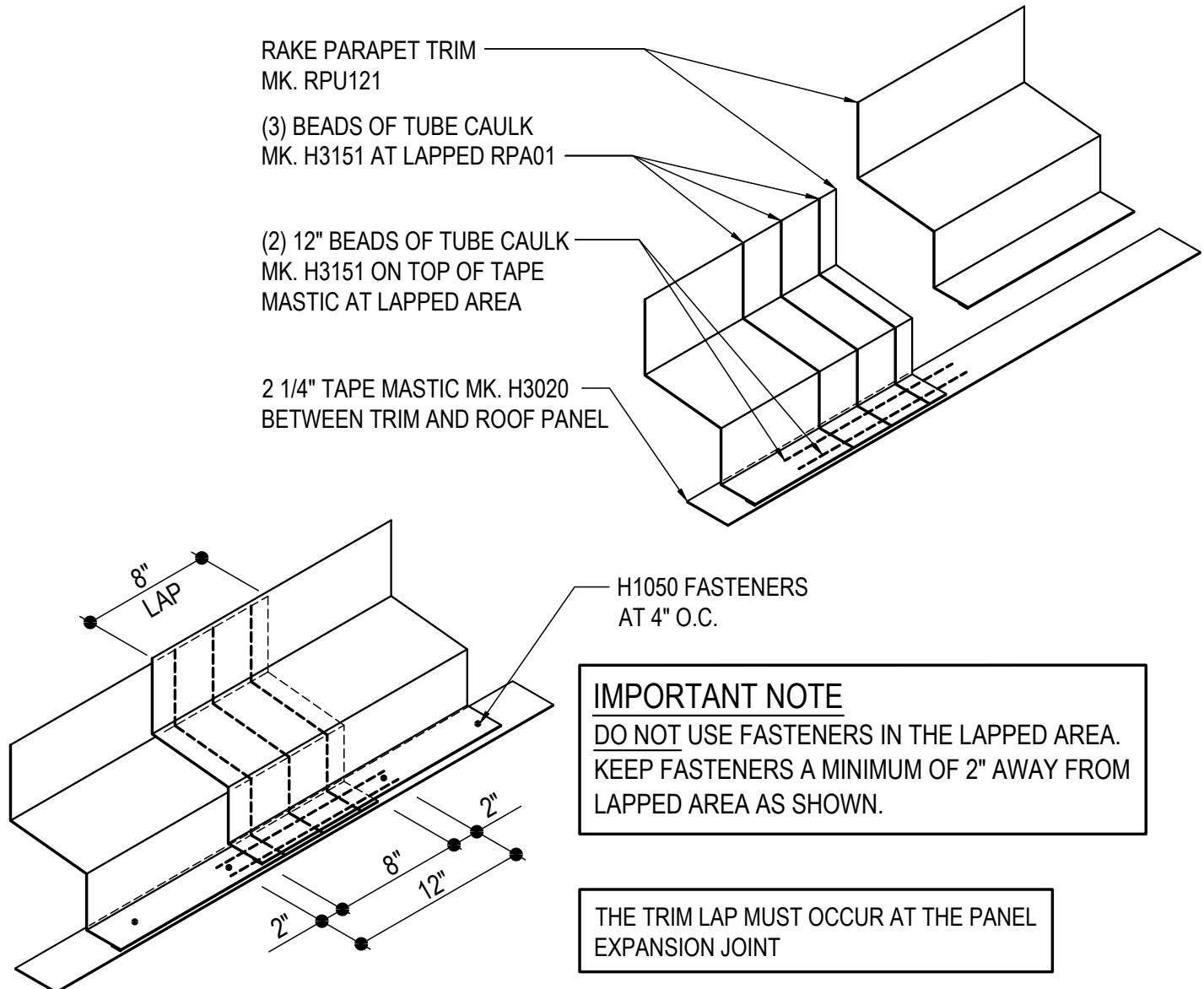
DA0110

Detailer Notes:

- 1) THIS DETAIL IS REQUIRED WHEN YOU HAVE AN EXPANSION JOINT IN THE ROOF PANELS (REFER TO DETAIL DA0100 FOR THE PANEL EXPANSION JOINT DETAILS).
- 2) DETAIL IS REQUIRED WHEN THE ROOF PANEL RUN EXCEEDS 120'-0".
- 3) THIS TRIM EXPANSION JOINT MUST OCCUR AT THE ROOF PANEL EXPANSION JOINT.

DA0115 - RAKE PARAPET EXPANSION JOINT

[Download the DWG file by clicking here.](#)



RAKE PARAPET EXPANSION JOINT

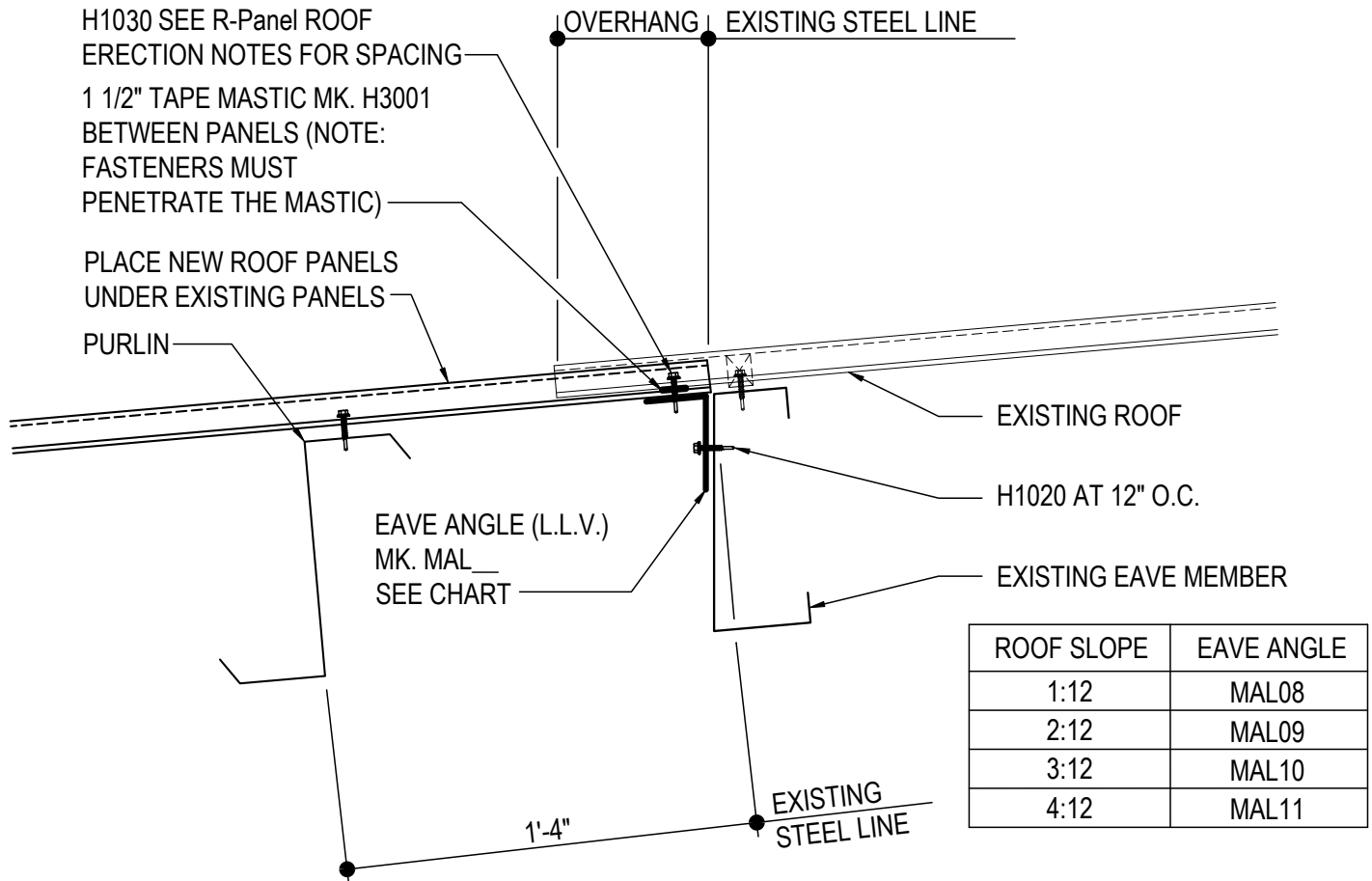
DA0115

Detailer Notes:

1) N/A

DA0140 - TIE-IN TO EXISTING R-PANEL ROOF (W/O WALL PANEL)

[Download the DWG file by clicking here.](#)



R-Panel ROOF TIE-IN

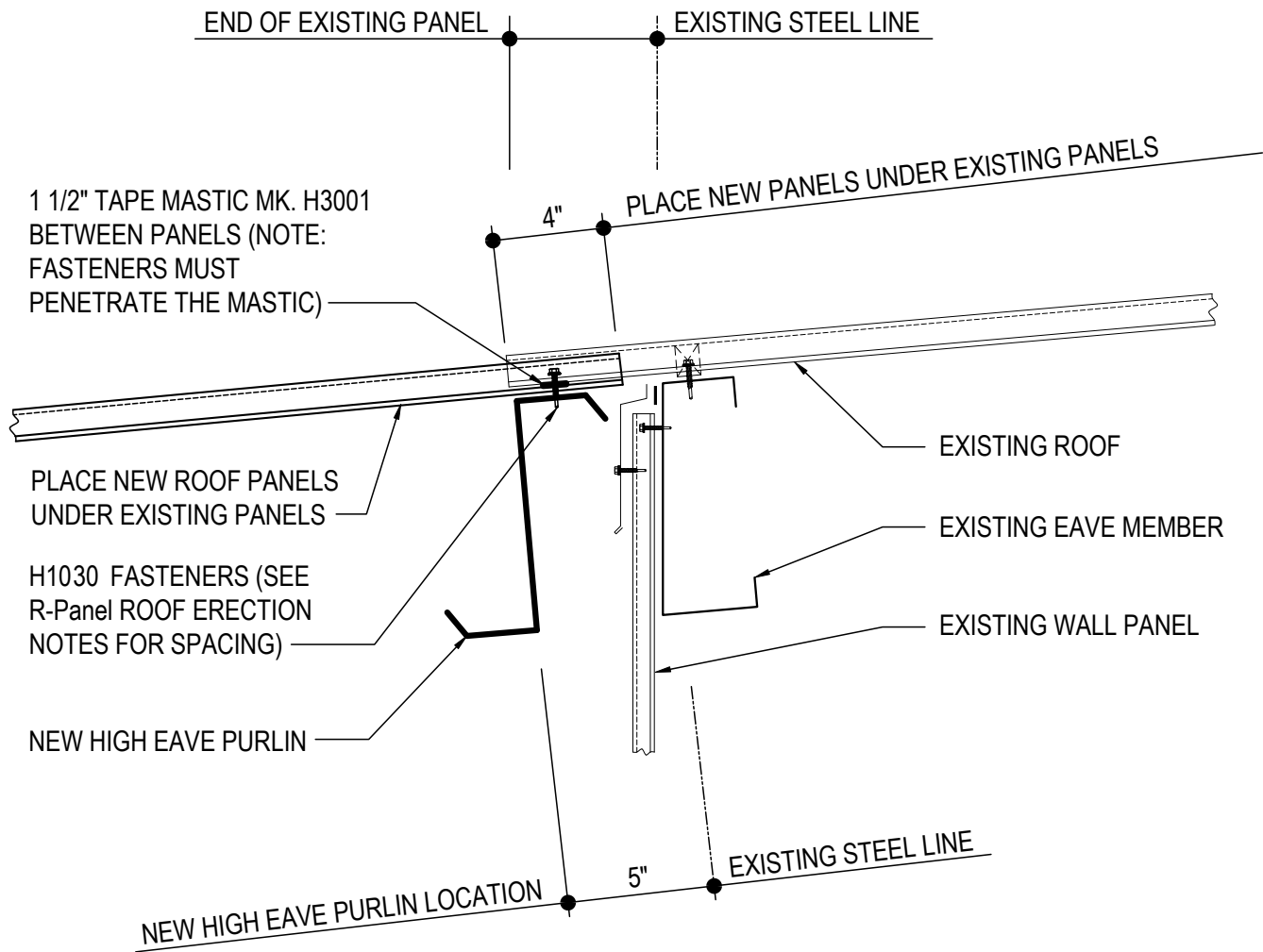
DA0140

Detailer Notes:

- 1) ALSO SEE DETAIL DA0150 FOR ANOTHER OPTION FOR THIS CONDITION.

DA0150 - TIE-IN TO EXISTING R-PANEL ROOF (W/ WALL PANEL)

[Download the DWG file by clicking here.](#)



R-Panel ROOF TIE-IN DETAIL

AT EXISTING BUILDING LOW EAVE

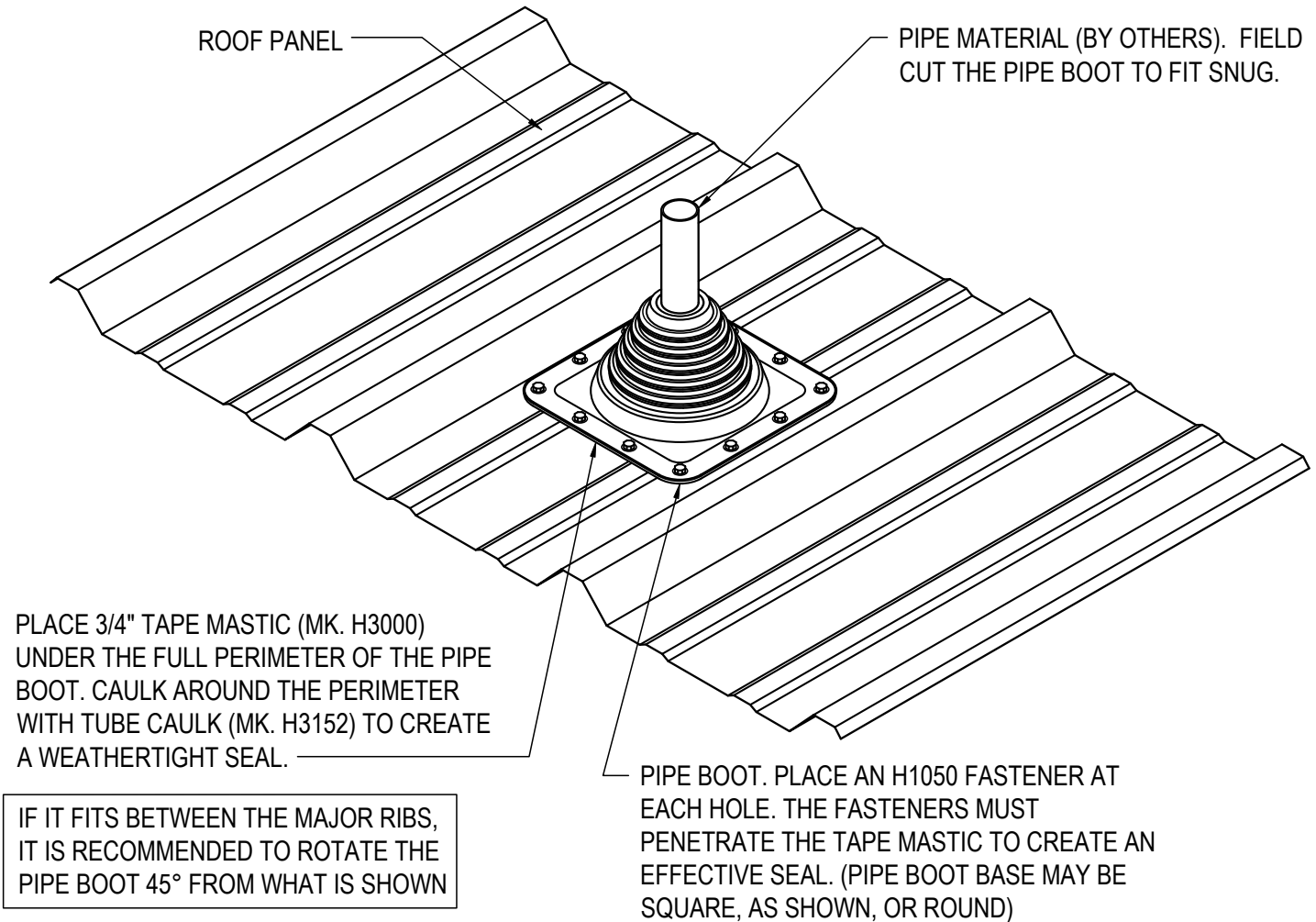
DA0150

Detailer Notes:

1) N/A

DA0200 - PIPE BOOT

[Download the DWG file by clicking here.](#)



PIPE BOOT DETAIL

PIPE BOOT PART NUMBERS

- (#3) H3500 1/4"-5" DIAMETER
- (#5) H3510 4 1/4"-7 1/2" DIAMETER
- (#8) H3520 7"-13" DIAMETER

DA0200

Detailer Notes:

- 1) N/A