

RAKE (PARAPET)

EF8000-ZEE RAKE CLOSURE LAP DETAIL

EF8100-WALL PANEL ABOVE

EF8200-WALL ABOVE AND BELOW (RAFTER IN LOW BLDG.)

EF8300-WALL ABOVE AND BELOW (RAFTER IN HIGH BLDG.)

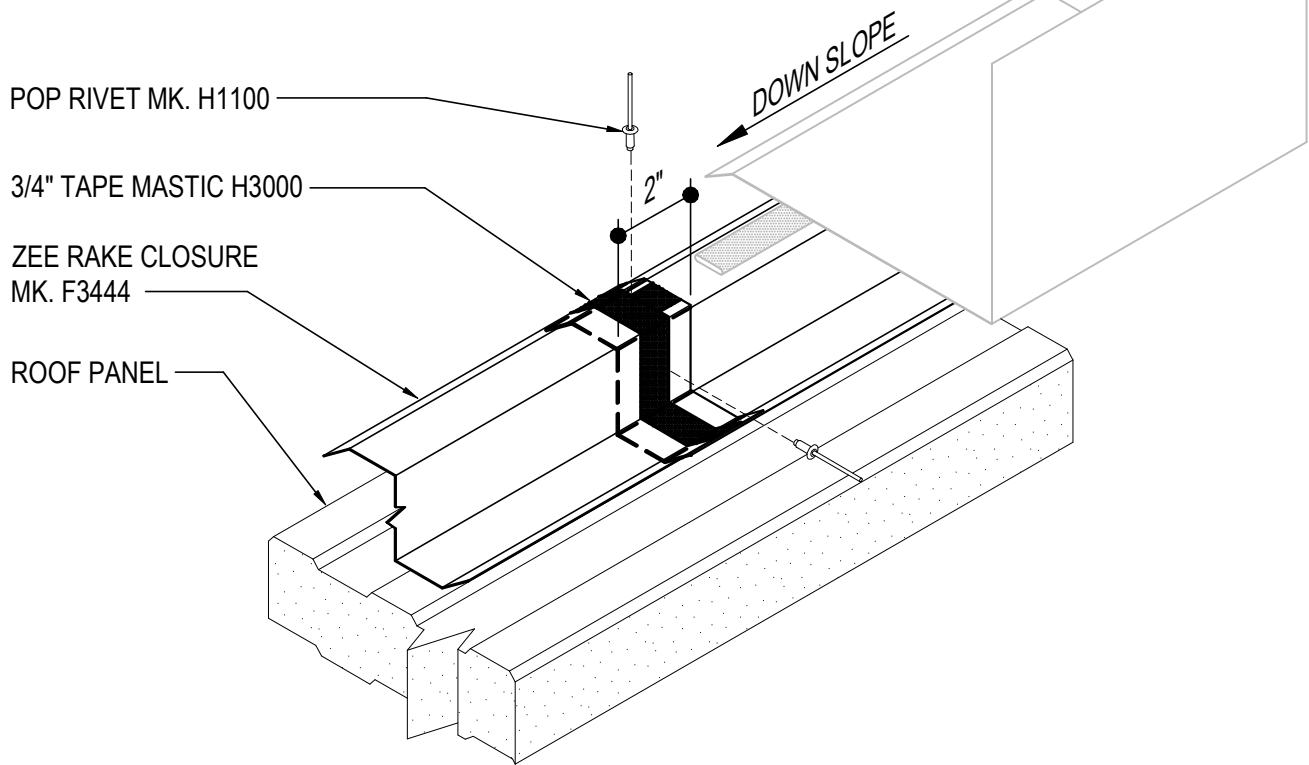
EF8400-MASONRY WALL

EF8000 - ZEE RAKE CLOSURE LAP DETAIL

[Download the DWG file by clicking here.](#)

ERECTOR NOTE:

INSTALL ZEE RAKE CLOSURE
STARTING AT THE HIGH EAVE AND LAP
DOWNSLOPE ZEE RAKE CLOSURE
OVER UPSLOPE ZEE RAKE CLOSURE
TO INSURE WATER TIGHTNESS



ZEE RAKE CLOSURE LAP DETAIL

EF8000

Detailer Notes:

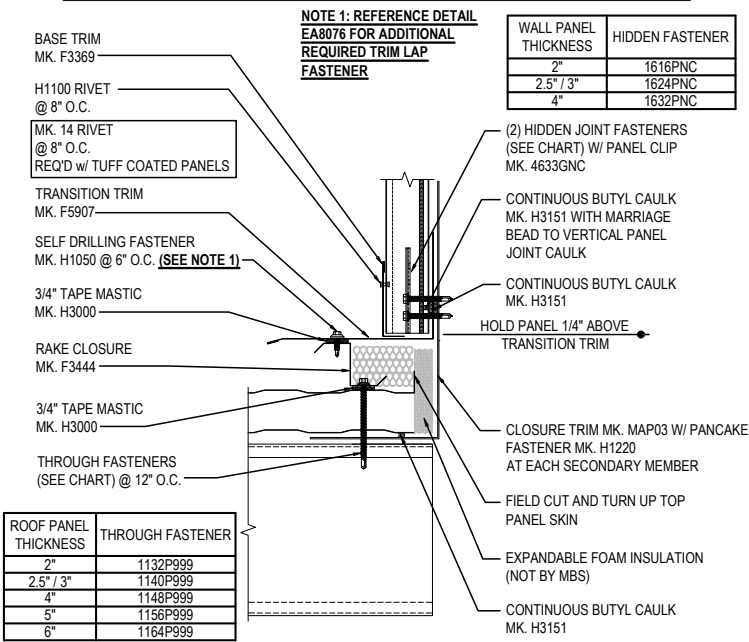
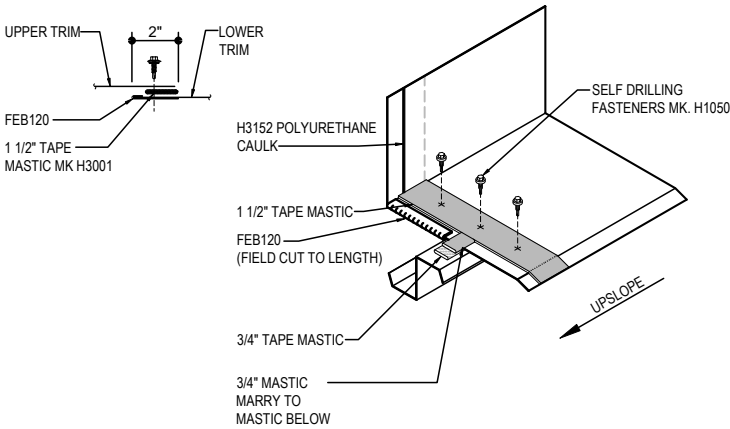
- 1) THIS DETAIL IS REQUIRED ON ALL JOBS WITH A PARAPET RAKE AND METL-SPAN ROOF.

EF8100 - RAKE PARAPET w/ WALL ABOVE

[Download the DWG file by clicking here.](#)

PARAPET LAP & FLASHING BACKER

SLIDE FIELD CUT SECTION OF FLASHING ENDLAP BACKER ONTO THE LOWER TRIM PIECE AS SHOWN BELOW. PLACE TAPE MASTIC NEXT TO HEM OF THE BACKER (NOT ON TOP OF HEM). FASTEN LAP WITH STITCH FASTENERS. ROOF STRUCTURAL FASTENERS SHOULD BE USED TO FASTEN THROUGH PANEL FLAT INTO RAKE ANGLE.



RAKE PARAPET DETAIL
WITH WALL PANEL ABOVE

EF8100

Detailer Notes:

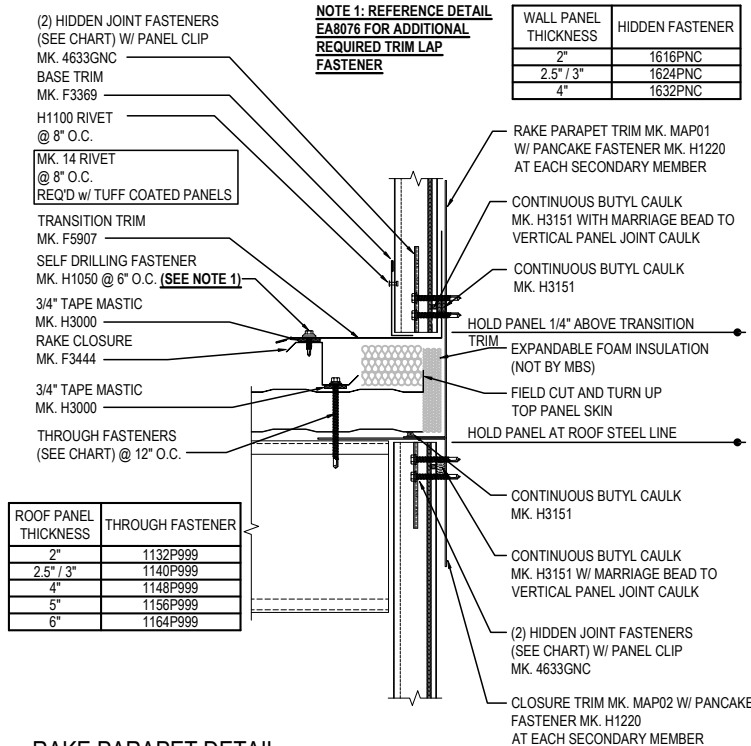
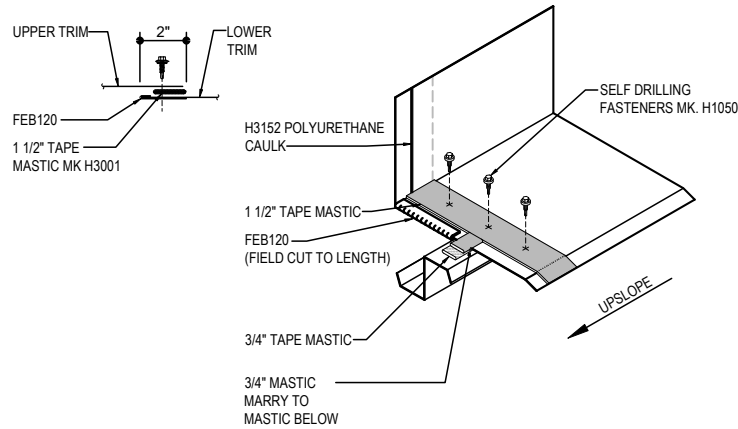
- 1) N/A

EF8200 - RAKE PARAPET w/ WALL ABOVE & BELOW (RAFTER IN LOW BLDG.)

[Download the DWG file by clicking here.](#)

PARAPET LAP & FLASHING BACKER

SLIDE FIELD CUT SECTION OF FLASHING ENDLAP BACKER ONTO THE LOWER TRIM PIECE AS SHOWN BELOW. PLACE TAPE MASTIC NEXT TO HEM OF THE BACKER (NOT ON TOP OF HEM). FASTEN LAP WITH STITCH FASTENERS. ROOF STRUCTURAL FASTENERS SHOULD BE USED TO FASTEN THROUGH PANEL FLAT INTO RAKE ANGLE.



RAKE PARAPET DETAIL

WITH WALL PANEL ABOVE AND BELOW (RAFTER IN LOW BUILDING)

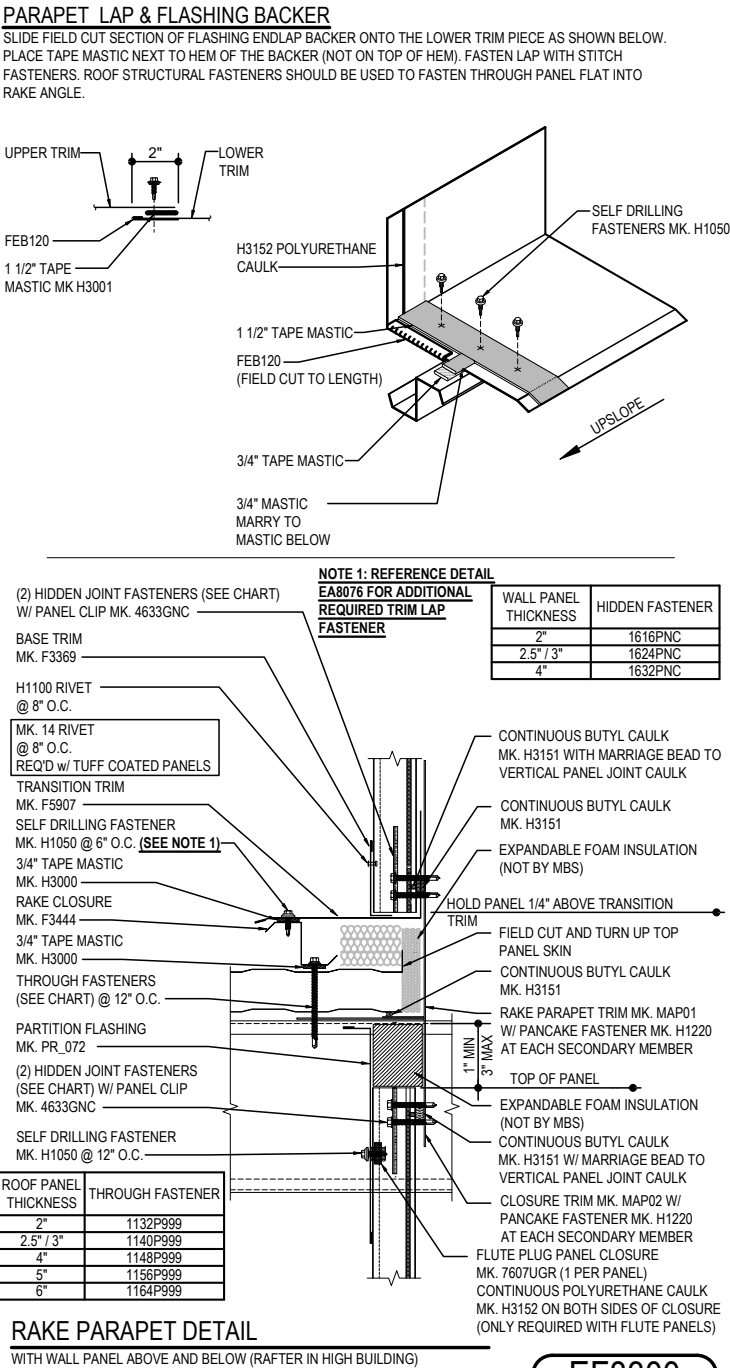
EF8200

Detailer Notes:

1) N/A

EF8300 - RAKE PARAPET w/ WALL ABOVE & BELOW (RAFTER IN HIGH BLDG.)

[Download the DWG file by clicking here.](#)



EF8300

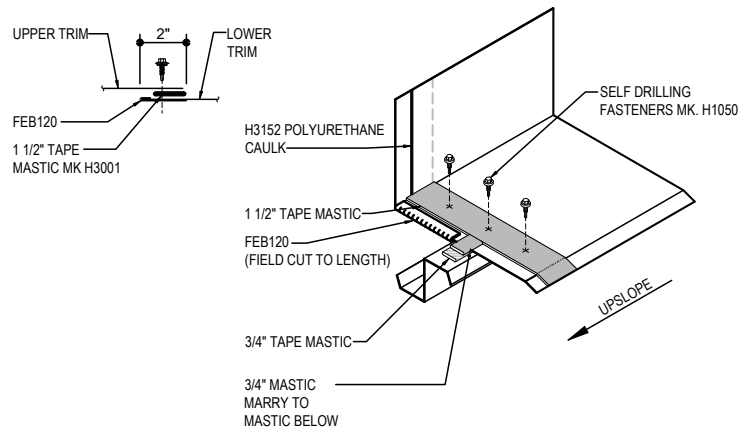
Detailer Notes:
1) N/A

EF8400 - RAKE PARAPET AT MASONRY WALL

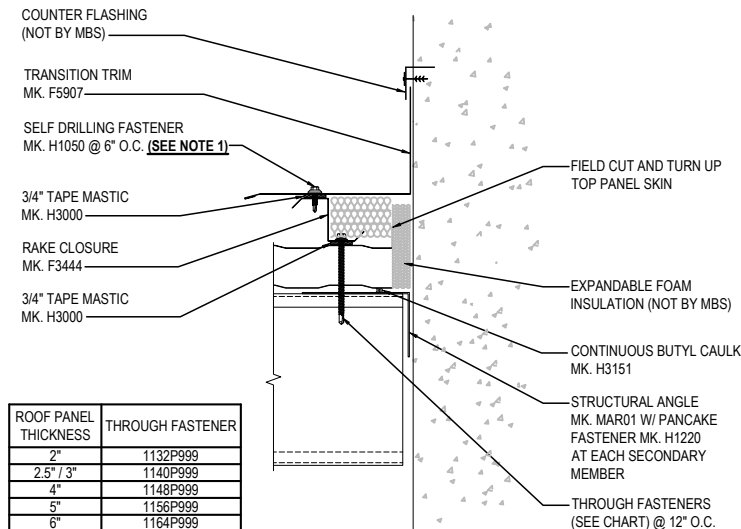
[Download the DWG file by clicking here.](#)

PARAPET LAP & FLASHING BACKER

SLIDE FIELD CUT SECTION OF FLASHING ENDLAP BACKER ONTO THE LOWER TRIM PIECE AS SHOWN BELOW. PLACE TAPE MASTIC NEXT TO HEM OF THE BACKER (NOT ON TOP OF HEM). FASTEN LAP WITH STITCH FASTENERS. ROOF STRUCTURAL FASTENERS SHOULD BE USED TO FASTEN THROUGH PANEL FLAT INTO RAKE ANGLE.



**NOTE 1: REFERENCE DETAIL
EA8076 FOR ADDITIONAL
REQUIRED TRIM LAP FASTENER**



RAKE PARAPET DETAIL
AT MASONRY WALL

EF8400

Detailer Notes:

1) N/A